

THE STATUS OF HEALTH CARE: A T H O M E A N D A B R O A D

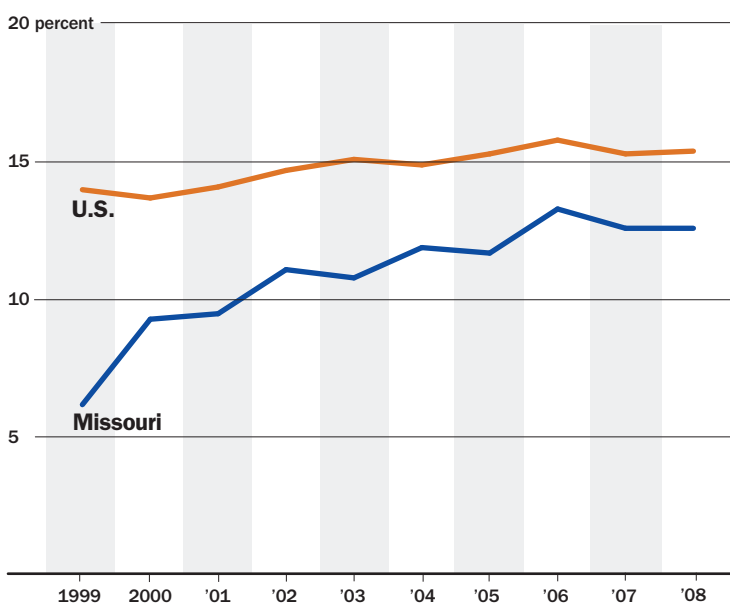
>> Most Americans see the country's health care as no better than average when compared to the systems of other industrialized countries, according to a survey conducted by the Pew Research Center. Although Missouri's rate of uninsured has been lower than that of the rest of the country in the past 10 years, it has followed a similar pattern as the national numbers since 2006.

— RESEARCH & GRAPHICS BY MISSOURIAN STAFF

UNINSURED IN MISSOURI

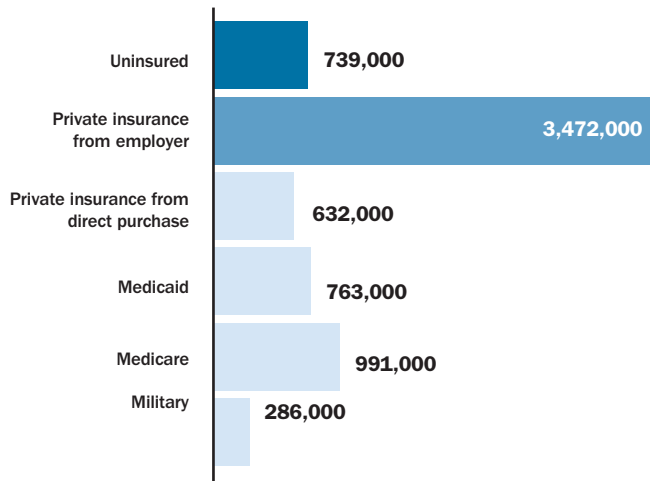
The percent of Missourians without health insurance has steadily risen since 2000, close to matching the national percentage. Of those with insurance, the vast majority are covered through an employer.

STATE AND NATIONAL RATES OF THE UNINSURED



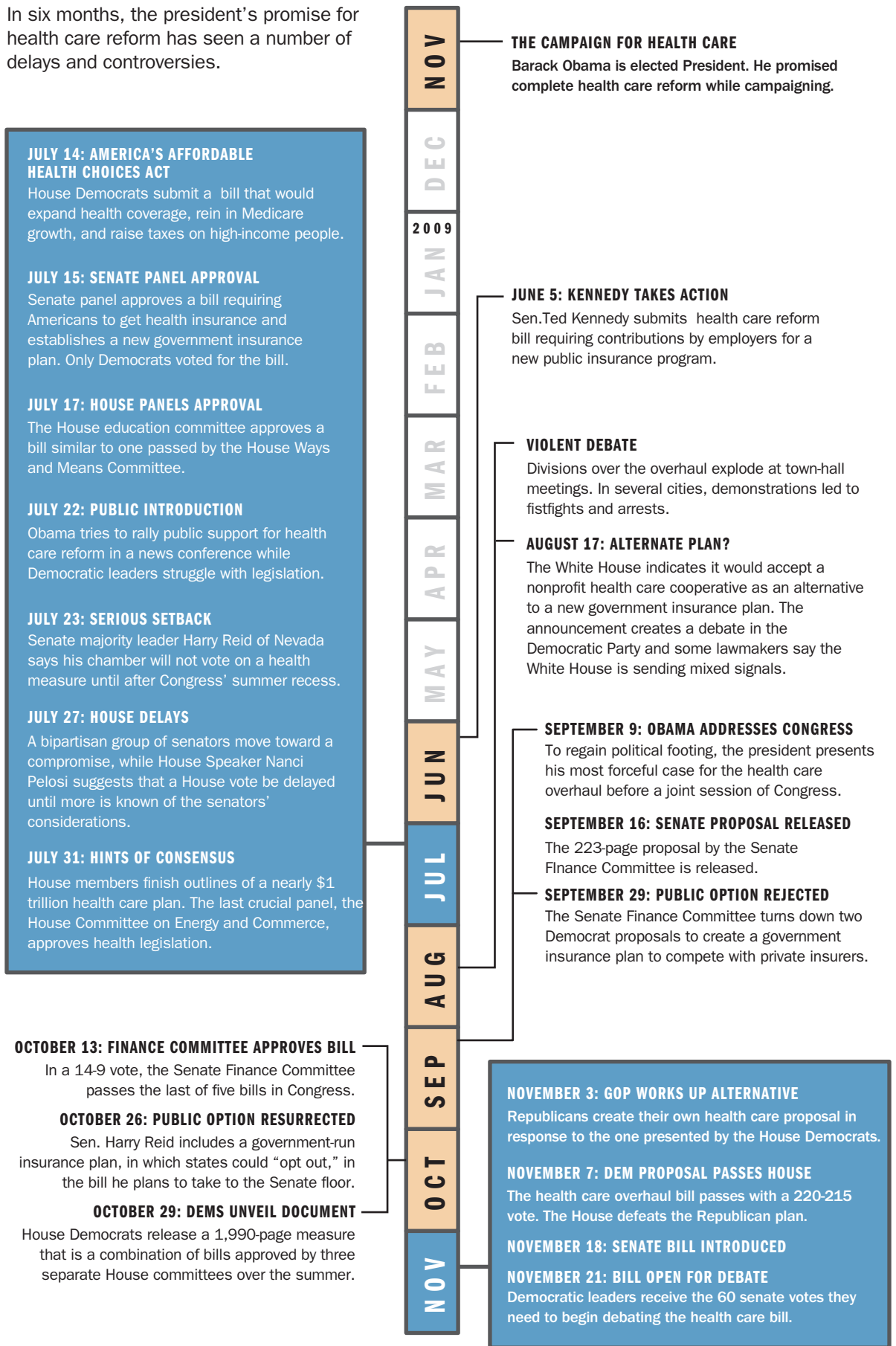
MISSOURI HEALTH INSURANCE COVERAGE IN 2008

The numbers listed are estimates that include some standard deviation.



U.S. HEALTH CARE REFORM TIMELINE

In six months, the president's promise for health care reform has seen a number of delays and controversies.



MODELS OF HEALTH

The health care system currently under consideration takes some of its cues from models used by five other industrialized countries that, in 2007, spent less than the United States on health care but whose citizens have a longer life expectancy.

	CANADA	FRANCE	GERMANY	JAPAN	UNITED KINGDOM	UNITED STATES
Life expectancy (years)	80.7	81.0	79.8	82.6	79.1	78.1
Physicians per thousand people	2.2	3.4	3.5	2.1	2.5	2.4
Per capita expenditure on health	\$3,895.0	\$3,601.0	\$3,588.0	\$2,581.0	\$2,992.0	\$7,290.0
Health care costs as a percent of GDP	10.1	11.0	10.4	8.1	8.4	16.0
Percentage of government revenue spent on health	16.7	14.2	17.6	16.8	15.8	18.5
Percentage of health costs paid by government	69.8	79.0	76.9	81.3	81.7	45.4

